

ח ט כ ל מ נ ס ע



Beit Sefer



ז

פ

ו

צ

ה



ק

ד

ר

ג

MY FIRST HEBREW

ש

ב

STUDY.

CHAPTER 2

א

ת



Beit Sefer


Gimel



The letter Gimel, can be pronounced as; "g" example: Game, Grape.



Tracing practice for the letter Gimel (ג). The page features ten rows of handwriting lines. Each row contains a solid black letter 'ג' followed by a series of dashed 'ג' characters for tracing. The first row includes a diagram showing the stroke order: a red arrow labeled '1' indicates the downward stroke, and a red arrow labeled '2' indicates the curved upward stroke.



Dalet



The letter Dálet, can be pronounced as; "d" example: dollar, danger.



Handwriting practice grid for the letter 'D'. The grid consists of 10 rows. Each row has a solid top line, a dashed middle line, and a solid bottom line. The first row includes a diagram showing the stroke order for writing the letter 'D': a horizontal line from left to right (labeled '1') and a vertical line from top to bottom (labeled '2').



