

ח ט כ ל מ נ ס ע



Beit Sefer



ז

פ

ו

צ

ה



ק

ד

ר

ג

MY FIRST HEBREW

ש

ב

STUDY.

CHAPTER 4

א

ת




Beit Sefer

Zayin ז

The letter Zayin, can be pronounced as a "Z"
example: Zoo.



Handwriting practice area for the letter Zayin. It features a grid of 10 rows. Each row contains a solid Zayin letter followed by a dashed Zayin letter for tracing. The first row includes a diagram showing the stroke order: a vertical line down (1) and a diagonal line from top-left to bottom-right (2).



Jet



The letter Jet, can be pronounced
as; "J" example: Job



Handwriting practice section for the letter 'J'. It features a grid of 10 rows. The first row shows a solid 'J' with red arrows indicating the stroke direction: down for the vertical stem and a curve to the right for the bottom. The following rows contain dashed 'J's for tracing. The final row contains a large, colorful 'J' character with a face, similar to the one in the top left.

