

ח ט כ ל מ נ ס ע

ז




Beit Sefer

פ

ו

צ

ה



ק

ד

ר

ג


**MI PRIMER ESTUDIO  
DE HEBREO.  
CAPÍTULO 6**

ש

ב

א

ת



Beit Sefer

# Kaf



La letra Kaf, puede pronunciarse  
como una "K" ejemplo:  
Kilo.




Tracing practice for the letter Kaf. The first row shows a dashed outline of the letter with a starting dot and two numbered arrows (1 and 2) indicating the stroke order. Below this are several rows of dashed outlines of the letter, each with a starting dot, for tracing. At the bottom right of the tracing area is a large green letter 'Kaf' with a cartoon face.



# Lamed

La letra Lamed, puede pronunciarse como; "L"  
ejemplo: Luz.



Handwriting practice section for the letter Lamed. It consists of ten horizontal rows. The first row shows a solid Lamed with a red arrow and the number '1' indicating the starting point and direction of the stroke. The following eight rows contain dashed Lamed characters for tracing. The final row contains a yellow Lamed character with a smiling face and eyes, followed by dashed Lamed characters for tracing.



