



Name: _____

Date: _____

In addition to the 10 commandments, Yahweh gave Israel laws so that each person would know how to relate to Him and to others, so that they would live in harmony and holiness, receiving His favor constantly.

These laws are:

About slaves.

About acts of violence.

About responsibilities of masters and owners.

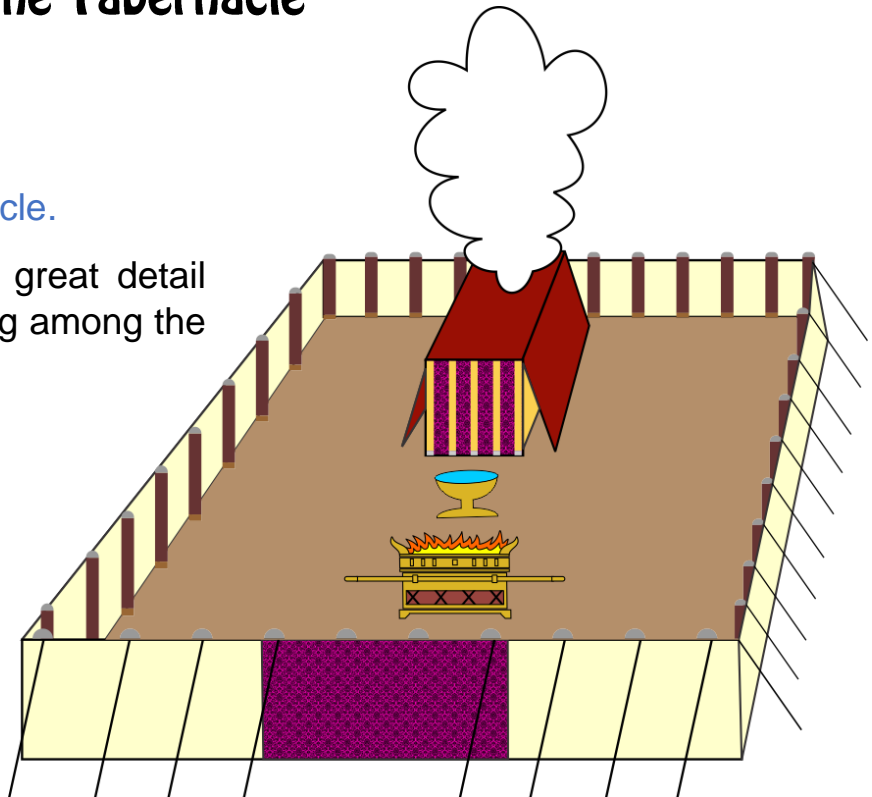
About restitution.

About humanitarian laws.

The Tabernacle

Look closely at the Tabernacle.

Yahweh showed Moses in great detail how the place of his dwelling among the people was to be built.



We will learn how and with what materials the Tabernacle was built.

With the help of an adult read from the Scriptures **Exodus (Shemot) 25-27**



Circle with different colors the offerings that Yahweh asked the people to make the tabernacle.

GOLD - WOOD - SALT - SILVER - COPPER - RED - GREEN
WOOL - BLUE - WATER - PURPLE - RICE - CRIMSON
PAPYRUS - STONES - FLOWERS - FINE LINEN - BRICKS
BAMBOO - GOAT HAIR - MUD - FURS - FRUIT - SPICES
SHOES - ONYX - WINE - MEAT - DIAMONDS - COAL - MILK
OIL - BLANKETS

Circle the smiley face if the statement is true or the surprised face if it is false.

Yahweh wanted offerings made from the heart.



The offerings were to build a shrine to Elohim.



The design of the Tabernacle was Aaron's idea.



The materials were very fine.



The oil for the lamps was sunflower oil.




The lamps had to be lit at all times.






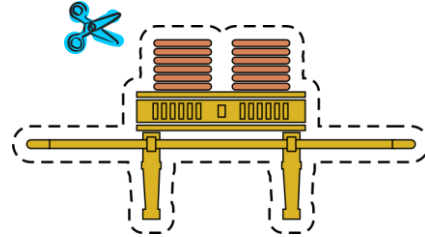
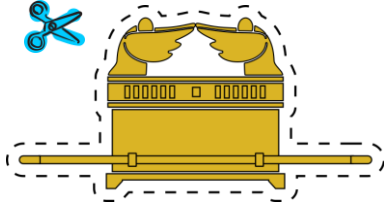
The Tabernacle is covered with white tiles.



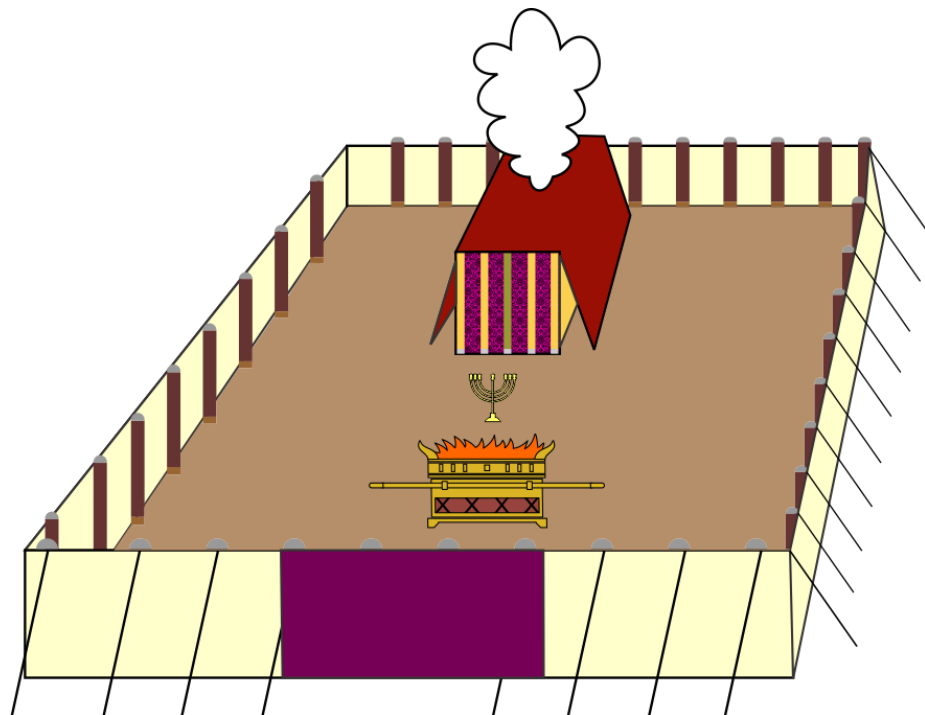

Cut out the elements of the Tabernacle and place them where they belong.



Cut along the dotted line.



Find 7 differences as quickly as possible.



Which way should Moses choose to get to the Tabernacle?

