

ח ט כ ל מ נ ס ע



Beit Sefer



ז

פ

ו

צ

ה



ק

ד

ר

ג

MY FIRST

ש

HEBREW STUDY

ב

CHAPTER 9

א

ת



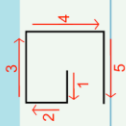


Beit Sefer

# Pe



The letter Pe, can be  
pronounce as a "P"  
example:  
Pencil



# Tsaddi



The letter Tsaddi, can be pronounced as a "ZZ"  
example:  
Pizza.



Tracing practice area for the letter Tsaddi. It consists of 10 horizontal rows. The first row contains a solid 'Z' with stroke order arrows and numbers 1, 2, and 3. The second row contains a dashed 'Z' for tracing. The remaining eight rows contain dashed 'Z's for independent practice. At the bottom right of the tracing area, there is a large blue 'Z' with a cartoon face on its top left corner.

Cut out the collectible tiles and increase your vocabulary.

