

ח ט כ ל מ נ ס ע

ז





Beit Sefer

פ

ו

צ

ה



ק

ד

ר

ג

MI PRIMER ESTUDIO

ש

ב

DE HEBREO

CAPÍTULO 9

א

ת



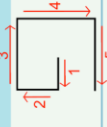
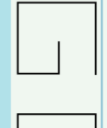
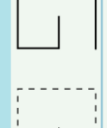
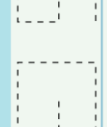







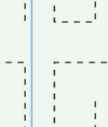








Beit Sefer

# Pe



La letra Pe, puede pronunciarse como una "p"  
ejemplo:  
Perro.



|   |   |   |   |   |   |   |   |   |   |  |  |   |   |   |   |   |   |   |   |  |  |
|---|---|---|---|---|---|---|---|---|---|--|--|---|---|---|---|---|---|---|---|--|--|
|  |  |  |  |  |  |  |  |  |  |  |  |  |  |  |  |  |  |  |  |  |  |
|   |   |   |   |   |   |   |   |   |   |  |  |   |   |   |   |   |   |   |   |  |  |
|   |   |   |   |   |   |   |   |   |   |  |  |   |   |   |   |   |   |   |   |  |  |
|   |   |   |   |   |   |   |   |   |   |  |  |   |   |   |   |   |   |   |   |  |  |
|   |   |   |   |   |   |   |   |   |   |  |  |   |   |   |   |   |   |   |   |  |  |
|   |   |   |   |   |   |   |   |   |   |  |  |   |   |   |   |   |   |   |   |  |  |
|   |   |   |   |   |   |   |   |   |   |  |  |   |   |   |   |   |   |   |   |  |  |
|   |   |   |   |   |   |   |   |   |   |  |  |   |   |   |   |   |   |   |   |  |  |
|   |   |   |   |   |   |   |   |   |   |  |  |   |   |   |   |   |   |   |   |  |  |
|   |   |   |   |   |   |   |   |   |   |  |  |   |   |   |   |   |   |   |   |  |  |



# Tsadi



La letra Tsadi, puede pronunciarse como una "ZZ"  
ejemplo:  
Pizza.



Handwriting practice section for the letter Tsadi. It features a grid of 10 rows. The first row contains a solid black letter 'Z' followed by a dashed 'Z' for tracing, and a diagram showing the stroke order: 1 (downward diagonal), 2 (horizontal), and 3 (upward diagonal). The following nine rows each contain a dashed 'Z' for tracing. Below the grid are three blank horizontal lines for independent practice. A large, stylized blue letter 'Z' with a cartoon face is located at the bottom right of the practice area.

