

ח ט כ ל מ נ ס ע

ז




Beit Sefer

פ

ו

צ

ה



ק

ד

ר

ג


**MI PRIMER ESTUDIO
DE HEBREO.
CAPÍTULO 4**

ש

ב

ת

א



Beit Sefer


Zayin



La letra Zayin, puede pronunciarse como una "Z" ejemplo: Zoom.



Handwriting practice section for the letter Zayin. It features a grid of 10 rows. Each row contains a solid Zayin character followed by a dashed Zayin character for tracing. The first row includes a diagram showing the stroke order: a red arrow labeled '1' indicates the downward stroke, and a red arrow labeled '2' indicates the horizontal stroke.



Jet



La letra Jet, puede pronunciarse como; "J" ejemplo: Jugar.



Handwriting practice section for the letter 'J'. It features a grid of 10 rows. The first row contains a solid 'J' with red arrows indicating the stroke direction: a downward arrow on the vertical stem and a curved arrow at the top. The following rows contain dashed 'J's for tracing. The final row contains a large, colorful 'J' character with a face, identical to the one in the top left.

